



ACADEMIC PRESENTATIONS: PRINCIPLES AND PRACTICES

Dr. Kyle Nuske
Nagoya University
Thursdays
10:30-12:00



WELCOME!

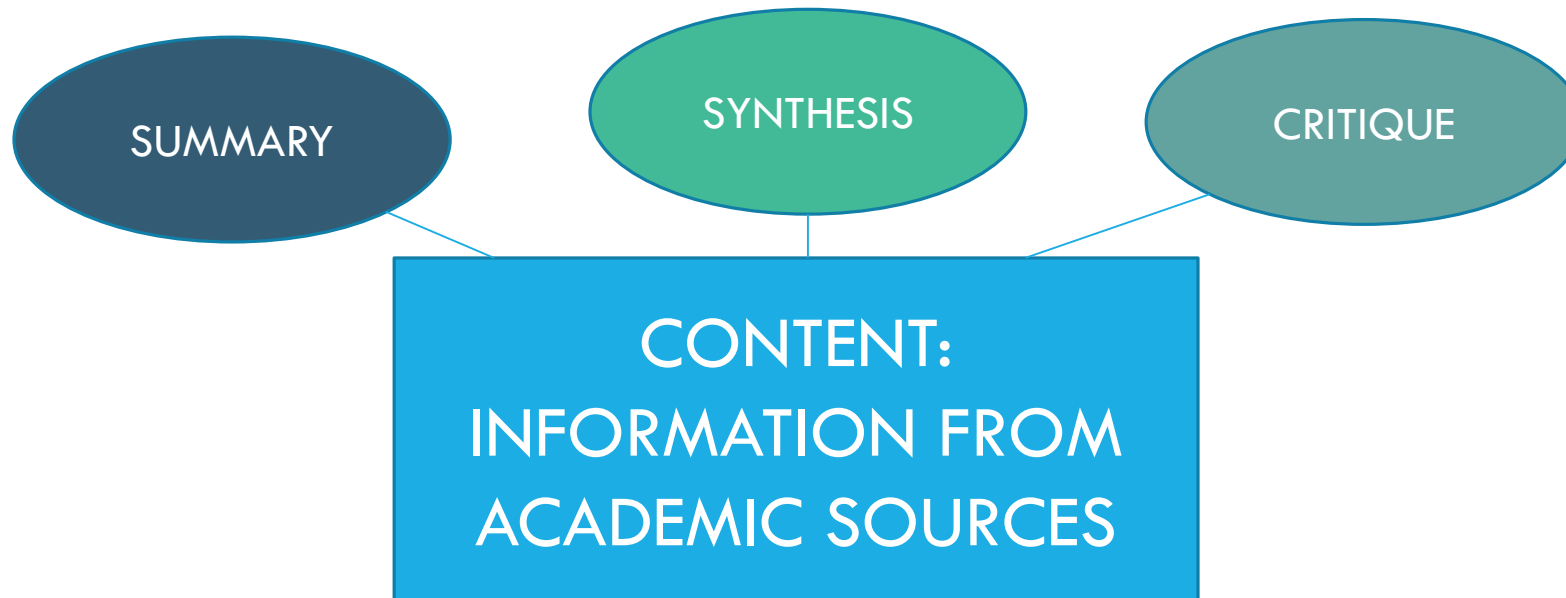
I am greatly looking forward to learning with you
this semester!

TODAY'S AGENDA

1. Short course overview
2. Pair-work: getting to know your classmates
3. Group work: collecting our thoughts on presentations and reading complex texts in a second language
4. Syllabus

SHORT COURSE OVERVIEW: PRIMARY GOALS

1. Create a **focused** and **effective research presentation** that meets standards of **academic conferences**
2. Achieve a thorough understanding of the **purpose, content, and structure** of academic presentations




SHORT COURSE OVERVIEW: PRIMARY GOALS

3. Learn techniques for **designing** and **delivering successful presentations**




4. Have productive **question and answer sessions** about presentations



SHORT COURSE OVERVIEW: PRIMARY GOALS

5. Take a **process approach** to designing your presentation



6. Develop your abilities to **give helpful feedback** through **peer-review**.

SHORT COURSE OVERVIEW: ASSIGNMENTS

You will make **an academic presentation** about a topic you choose.
The presentation will be split into 2 stages:

1. Topic and research questions (5-10 minutes)
2. Logical argument (10-15 minutes)

Presentations should be created in **PowerPoint**

Handouts are optional

SHORT COURSE OVERVIEW: CLASS FORMAT

Our class will have an **active learning environment** focusing on **pair work, group work, and class discussion**

You should be prepared to **participate** during every class. This includes:

- 1. Speaking** in order to share your thoughts and experiences with your classmates!
- 2. Preparing** assignments outside of class



LANGUAGE GUIDELINES

Student presentations and class discussions will be conducted in English

Our class will have a **safe and supportive atmosphere**, so you do not have to worry about making mistakes, struggling to find the right words, etc.

私も皆さんが英語を学んでいるように日本語を習っている外国語の学習者です！

PAIR WORK: INTERVIEW

In order to get used to talking with your classmates, you will find a partner and interview each other.

Goal: to learn several interesting and unique things about who your partner is as a person.

Avoid basic questions like “Where are you from?” and “What is your major?”

SAMPLE QUESTIONS

1. What is one thing you couldn't live without, and why?
2. What do you like or dislike about Nagoya, and why?
3. What is one of the most memorable days in your life, and why?
4. What is your dream job, and why?
5. What areas of your major do you want to research, and why?

What are some other questions we can ask?

PAIR WORK: INTERVIEW

Make pairs and interview each other. Ask your partner **at least 4 questions.**

Take notes on your partner's answers—you will introduce her/him to the class

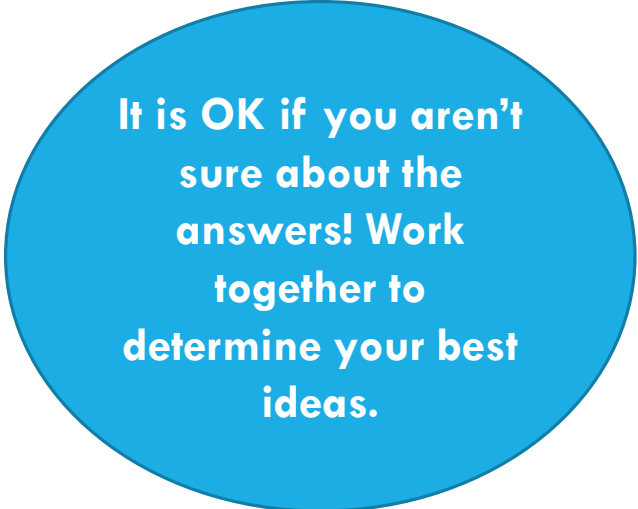
GROUP WORK

Next, you will work in groups to discuss several questions about presentations and reading strategies.

Think about concepts and approaches from previous classes, presentations you have given or watched, and so on.

GROUP WORK

- I will place you into groups. In your groups, discuss the following questions. Choose one person to **take notes** and one person to **report your group's thoughts** to the class.
 1. What are the **purposes** of giving an academic presentation?
 2. How can presenters **communicate effectively** and **keep the audience interested**?
 3. What strategies can you use when reading **long** and **complex** English language texts?



It is OK if you aren't sure about the answers! Work together to determine your best ideas.

CLASS DISCUSSION

What are the purposes of giving an academic presentation?

How can presenters communicate effectively and keep the audience interested?


What strategies can you use when reading long and complex English language texts?

COURSE SYLLABUS

- I will pass out copies of the course syllabus, and we will read through it together.
- It is **very important** that you understand the syllabus well. This document explains **your responsibilities** as a student in this course and **how your final grade will be calculated**.
- If you have any questions, please ask!

HOMework

1. Buy a notebook and folder for this class.
2. Write a short paragraph (handwritten or typed) including the following information:
 - Your major, and what led you to become interested in your field
 - Specific areas of your major / any academic field that you would like to research, and why.
3. Using the strategies we discussed in class today, begin reading the academic article by Ryuko Kubota (will be sent by email).
 - Read at least the first 4 pages (up to the section labeled “Purpose, research site, and method of data collection”)
 - We will work closely with this article during our next class, so bring the handout next Thursday



I will collect
your
paragraphs
next
Thursday!